

Jacopo D'Andria Ursoleo
Kate Gralton

Super Starters!

Esercitazione per l'esame
Cambridge Assessment English
Young Learners Pre-A1 Starters



R
GRUPPO EDITORIALE
RAFFAELLO



celtic
PUBLISHING

Ciao, ecco alcuni consigli per prepararti all'esame *Starters* in modo super!

Paper 1 - Listening

A quante domande devo rispondere?

Devi rispondere a 20 domande, suddivise in 4 attività.

Quanto tempo dura la prova di *Listening*?

La prova di *Listening* dura circa 20 minuti.

Quante volte ascolterò ogni traccia audio?

Ascolterai ogni traccia audio due volte.

Di cosa ho bisogno per svolgere la prova di *Listening*?

Hai bisogno di una matita, una gomma per cancellare e alcuni pastelli colorati (rosso, blu, verde, giallo, arancione, rosa, viola, nero, marrone e grigio).

Paper 2 - Reading & Writing

A quante domande devo rispondere?

Devi rispondere a 25 domande, suddivise in 5 attività.

Quanto tempo dura la prova di *Reading & Writing*?

Anche la prova di *Reading & Writing* dura 20 minuti.

Di cosa ho bisogno per svolgere la prova di *Reading & Writing*?

Hai bisogno solo di una penna o, in alternativa, di una matita e una gomma per cancellare.

Paper 3 - Speaking

In quante parti è divisa la prova di *Speaking*?

La prova di *Speaking* è divisa in 4 parti.

Quanto tempo dura la prova di *Speaking*?

La prova di *Speaking* dura circa 5 minuti.

Potrò svolgere la prova di *Speaking* con un mio amico?

Purtroppo no. Svolgerai la prova di *Speaking* da solo con un esaminatore.

Di cosa ho bisogno per svolgere la prova di *Speaking*?

Non hai bisogno di nulla di particolare. L'esaminatore porterà con sé tutto il materiale che serve!

Il primo test di questo volume contiene suggerimenti **SUPER Tips!** su come affrontare le singole prove. Leggi le indicazioni nei riquadri verdi prima di iniziare l'esercizio.

A fine esercizio colora la faccina che trovi in fondo alla pagina.

Come ti è sembrato l'esercizio?



Facile!



Difficile ma non impossibile!




Difficile!

Questa autovalutazione ti sarà utile per affrontare i test successivi.

Tutto chiaro? Quindi segui i nostri consigli, esercitati con questi test e...

Good Luck!

Gli Autori



Jacopo



Kate



Part 1

- 5 questions -



1. Leggi la consegna dell'esercizio e ascolta con attenzione l'esempio: ti aiuterà a capire cosa devi fare.
2. Osserva l'immagine, di che situazione si tratta?
3. Leggi i nomi intorno all'immagine: sono nomi propri o nomi comuni?
4. Durante il primo ascolto cerca di fare quanti più abbinamenti possibili.
5. Sfrutta il secondo ascolto per controllare gli abbinamenti che hai già fatto.
6. Cerca di fare sempre tutti gli abbinamenti.
7. Prima di passare all'esercizio successivo controlla un'ultima volta tutti gli abbinamenti.

Listen and draw lines. There is one example.



Self check



Part 2

- 5 questions -

**SUPER
Tips!**

1. Leggi la consegna dell'esercizio e ascolta con attenzione i due esempi: ti aiuterà a capire cosa devi fare.
2. Osserva l'immagine e cerca di capire qual è l'argomento dell'ascolto.
3. Leggi velocemente le domande: dovrai rispondere con una sola parola o un numero.
4. Durante il primo ascolto, cerca di rispondere al maggior numero di domande possibile.
5. Sfrutta il secondo ascolto per controllare le risposte già date e per completare le ultime.
6. Lo *spelling* è importante: assicurati di aver scritto in modo corretto tutte le risposte, lettera per lettera, altrimenti potresti perdere punti!
7. Cerca di rispondere a tutte le domande.
8. Prima di passare all'esercizio successivo controlla un'ultima volta tutte le risposte che hai dato.

Read the question. Listen and write a name or a number.
There are two examples.



Examples

What's the girl's name?

..... Grace

How old is she?

..... 9

Questions

1 What's the mouse called?

..... Steve

2 How many brothers has he got?

..... 3/three

3 What do the mice like to eat?

..... sweets

4 What game does the mouse play?

..... catch

5 How many pages are in the book?

..... 20/twenty

Self check



Part 3

- 5 questions -

**SUPER
Tips!**

1. Leggi la consegna dell'esercizio e ascolta con attenzione l'esempio: ti aiuterà a capire cosa devi fare.
2. Leggi velocemente le domande.
3. Osserva le tre opzioni di risposta per ciascuna domanda e scegli quella corretta segnandola con un tick (✓) nella casella corrispondente.
4. Durante il primo ascolto, cerca di rispondere al maggior numero di domande possibile.
5. Sfrutta il secondo ascolto per controllare le risposte già date e per completare le ultime.
6. Cerca di rispondere a tutte le domande.
7. Prima di passare all'esercizio successivo controlla un'ultima volta tutte le risposte che hai dato.

Listen and tick (✓) the box. There is one example.

Where is Mum's phone?



A



B



C

1 What is Max doing now?



A



B




C

2 What's for dinner?



A



B



C

3 Where is Tom's football shirt?



A



B



C

4 Which boy is Hugo?



A




B




C

5 What fruit is dad eating?



A



B



C




Part 4

- 5 questions -

**SUPER
Tips!**

1. Leggi la consegna dell'esercizio e ascolta con attenzione l'esempio: ti aiuterà a capire cosa devi fare.
2. Osserva l'immagine: di che situazione si tratta?
3. Durante il primo ascolto, cerca di colorare quanti più oggetti possibile.
4. Se non hai un colore, non preoccuparti: scrivi di fianco all'oggetto che vuoi colorare il nome del colore che avresti utilizzato.
5. Sfrutta il secondo ascolto per controllare gli oggetti che hai colorato.
6. Cerca di colorare il maggior numero di oggetti possibile.
7. Prima di passare all'esercizio successivo controlla un'ultima volta tutte le risposte che hai dato.

Listen and colour. There is one example.



Part 1


- 5 questions -

**SUPER
Tips!**


1. Leggi la consegna dell'esercizio e guarda con attenzione i due esempi: ti aiuteranno a capire cosa devi fare.
2. Osserva le immagini: di cosa si tratta?
3. Qual è la parola inglese che descrive meglio ciascuna immagine? Se è la stessa che trovi scritta sulla destra, allora metti ✓ nella casella corrispondente, altrimenti metti ✗.
4. Cerca di rispondere a tutte le domande.
5. Prima di passare all'esercizio successivo controlla un'ultima volta tutte le risposte che hai dato.

Look and read. Put a tick (✓) or a cross (✗) in the box.
There are two examples.

Examples



This is a watermelon.



These are trains.



Questions


1



This is a hand.



2



These are snakes.




3



This is a jacket.




4



These are trees.



5



This is a guitar.



Part 2

- 5 questions -



1. Leggi la consegna dell'esercizio e guarda con attenzione i due esempi: ti aiuteranno a capire cosa devi fare.
2. Osserva l'immagine: di che situazione si tratta?
3. Leggi ora le affermazioni (1-5): rispecchiano ciò che vedi nell'immagine? Se sì, scrivi "Yes" nello spazio a fianco a ciascuna affermazione, altrimenti scrivi "No".
4. Cerca di rispondere a tutte le domande.
5. Prima di passare all'esercizio successivo controlla un'ultima volta tutte le risposte che hai dato.

Look and read. Write yes or no.



Examples

There are two windows in the kitchen.

.....no.....

It is night.

.....yes.....

Questions

- 1 There are flowers on the table.
- 2 The father is smiling and drinking juice.
- 3 The black cat is on a chair.
- 4 The boy is eating a chicken leg.
- 5 You can see a lot of fruit.

.....no.....

.....yes.....

.....no.....

.....yes.....

.....yes.....

Self check



Part 3

- 5 questions -

**SUPER
Tips!**

1. Leggi la consegna dell'esercizio e guarda con attenzione l'esempio: ti aiuterà a capire cosa devi fare.
2. Osserva le immagini: di cosa si tratta?
3. Qual è la parola inglese che descrive meglio ciascuna immagine? Cerca di ricostruirla mettendo in ordine le lettere.
4. Lo spelling è importante: assicurati che tu abbia scritto in modo corretto tutte le parole, lettera per lettera, altrimenti potresti perdere punti!
5. Prima di passare all'esercizio successivo controlla un'ultima volta tutte le risposte che hai dato.

Look at the pictures. Look at the letters. Write the words.

Example



computer

o u r m
e c p t

Questions

1



mouse

o e u
m s

2



keyboard

o k b e
y d r a

3



pencil

p c e
n l i

4



book

o k b o

5



pen

n e p



Part 4


- 5 questions -



1. Leggi la consegna dell'esercizio e guarda con attenzione l'esempio: ti aiuterà a capire cosa devi fare.
2. Osserva l'immagine del testo e cerca di capire qual è l'argomento del brano.
3. Leggi il testo e pensa a quali parole potresti inserire negli spazi vuoti.
4. Leggi le opzioni nel riquadro sotto il testo, osserva le immagini corrispondenti: ora sei pronto a completare il brano!
5. Prima di passare all'esercizio successivo controlla un'ultima volta tutte le risposte che hai dato.

Read this. Choose a word from the box. Write the correct words next to numbers 1-5. There is one example.

Daisy the cow



Cows are big animals. They have four**legs**..... and they can have black and white or brown bodies. They give us (1)**milk**..... to drink.
 We can make (2) ...**ice cream**.... from milk too.
 My (3)**grandmother**..... has got a big garden behind her (4)**house**.....
 She has got a cow called Daisy who lives there.
 When there is a lot of sun, my grandmother puts a (5)**hat**..... on Daisy's head.

example



legs



hat



ice cream



milk



eyes



house



bike



grandmother

Self check



Part 5

- 5 questions -



1. Leggi la consegna dell'esercizio e guarda con attenzione i due esempi: ti aiuteranno a capire cosa devi fare.
2. Osserva le tre immagini e cerca di ricostruire le diverse fasi della "storia".
3. Leggi adesso le domande (1-5) e prova a rispondere in base a ciò che vedi nell'immagine corrispondente. Ricorda: devi rispondere a ogni domanda usando una sola parola!
4. Lo spelling è importante: assicurati di avere scritto in modo corretto tutte le risposte, lettera per lettera, altrimenti potresti perdere punti!
5. Cerca di rispondere a tutte le domande: non ci sono penalità per le risposte errate!
6. Prima di passare all'esercizio successivo, controlla un'ultima volta tutte le risposte che hai dato.

Look at the pictures and read the questions. Write one-word answers.



Examples

Where are the girl and her mother?
 What colour is the dress?

in ashop.....
pink.....

Questions

1 What is the girl looking in?

amirror.....



- 2 What animal is next to the woman? a **dog**
- 3 How many people are entering the shop? **3/three**






- 4 Where are the mother and father sitting? on a **sofa**
- 5 What is next to the window? a **TV**





Self check 😊 😐 😞


Object cards



1- Look and describe the picture.



At school

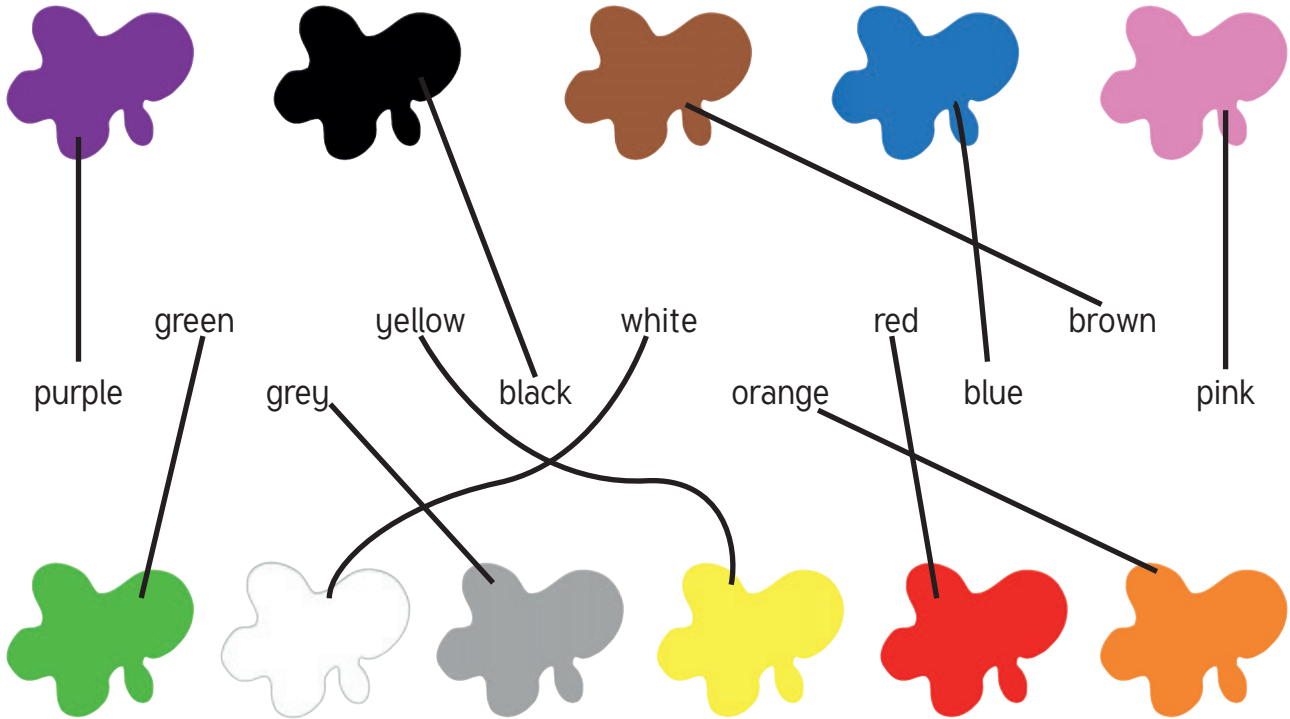


Toys



Colours

2- Look and draw lines.



Toys

3- Look and complete the words with the missing letters.



1

ball



2

balloon



3

bike



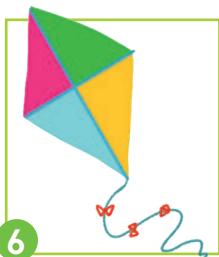
4

car




5

doll



6

kite



7

robot



8

skateboard



9

teddy bear



10

racket

At school

4- Look at the pictures and complete the crossword.

1 2 3 4

5 6 7 8

Grid of letters:

```

      5↓
      D
    1→ T E A C H E R
        S   H   N
    2→ B O O K   I
        A
    3→ R U B B E R
    4→ P E N C I L
        E
      8↓
      R
      U
      R
    
```

My family

5- Look and match the words with the people.

Hi! This is my family...

- 1 dad
- 2 mum
- 3 brother
- 4 sister
- 5 grandma
- 6 grandad

Test 2

Listening (Traccia 2)	23
Reading & Writing	29
Speaking	36
FUN-tastic words	39



Part 1
- 5 questions -

Listen and draw lines. There is one example.

The illustration shows a busy beach scene under a bright sun. In the foreground, a man with a beard and a green shirt is leaning over the side of a blue boat, holding a fishing rod. A woman in a pink dress and green hat is standing in the shallow water, also holding a fishing rod. A young boy in a red shirt and yellow shorts stands on the sand nearby. In the middle ground, a woman in a blue and white striped shirt is playing with a dog. A man in a green shirt is sitting on a blue mat under a large pink and purple umbrella, reading a book. A woman in a blue and white striped shirt is playing tennis on a sandy court. A man in a yellow and white striped shirt and a woman in an orange shirt are walking away in the background. A woman in a blue and white striped shirt is running. A man in a green shirt is building a sandcastle. A woman in a pink dress is swimming in the water. Lines connect the names to the following individuals: Eva to the man reading under the umbrella; Tom to the woman playing tennis; Nick to the man in the yellow and white striped shirt; Alex to the man with the beard leaning over the boat; and Grace to the woman in the pink dress fishing in the water. Lucy and Matt are listed at the bottom but have no lines drawn to them.

Eva Tom Nick Tom Alex

Lucy Matt Grace

Part 2

- 5 questions -

Read the question. Listen and write a name or a number.
There are two examples.



Examples

What's the girl's name?

Sue

How old is Sue?

10

Questions

1 What's her brother's name?

..... **Bill**

2 How many sisters has Sue got?

..... **4/four**

3 What's the rabbit's name?

..... **Fluffy**

4 How old is the rabbit?

..... **5/five**

5 What's Sue's favourite book about?

A monster called **Hugo**

Part 3
- 5 questions -

Listen and tick (✓) the box. There is one example.

Which one is Ben's bike?



A



B



C

1 What is Dan doing now?



A



B

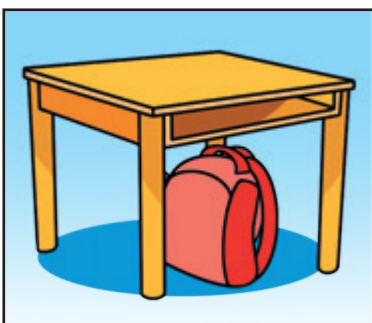


C


2 Which one is Lucy's schoolbag?



A




B




C


3 What's Tom's favourite food?



A



B




C

4 Which one is Ann's cat?



A



B




C


5 Where is Nick's ball?



A



B



C

Part 4
- 5 questions -

Listen and colour. There is one example.



Part 1


- 5 questions -

Look and read. Put a tick (✓) or a cross (X) in the box.
There are two examples.

Examples



These are balloons.



This is a fish.



Questions


1



This is a bed.



2



These are sofas.



3



This is a boat.



4



This is a bird.



5



This is a window.



Part 2

- 5 questions -

Look and read. Write **yes** or **no**.



Examples

There are two sofas in the living room.

..... **no**

The boy is wearing a green T-shirt.

..... **yes**

Questions

1 The man is sleeping on the sofa.

..... **yes**

2 The woman is wearing blue trousers.

..... **yes**

3 There is a clock on the wall.

..... **no**

4 The girl is reading a book.

..... **no**

5 There are lots of toys in the room.

..... **yes**


Part 3
- 5 questions -

Look at the pictures. Look at the letters. Write the words.

Example



s o c k

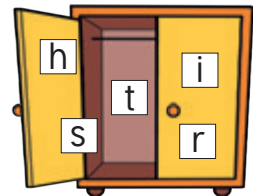


Questions

1




s h i r t



2



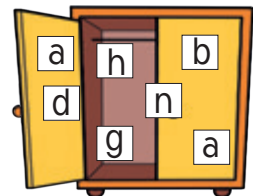
d r e s s



3



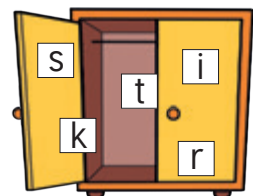
h a n d b a g



4



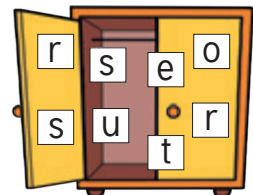
s k i r t



5



t r o u s e r s



Part 4

- 5 questions -

Read this. Choose a word from the box. Write the correct words next to numbers 1-5. There is one example.

The beach



At the beach there is a lot of white**sand**.....

From the beach you can see the sea, with (1)**fish**..... and nice shells.

Children go to the beach with their (2)**family**..... in the summer.

They play many games together, like (3)**football**..... It's good fun!

Children also play on the sand, swim in the (4)**sea**....., go fishing together and then sleep in the sun. In summer the sun is really hot and people like to eat (5) ...**ice cream**.... or fruit, like watermelon, and drink cool water.

example



sand



glasses



fish



ice cream




family



house



sea



football

Part 5
- 5 questions -

Look at the pictures and read the questions. Write one-word answers.



Examples

Where are mum and dad sitting?

under a **tree**

How many children are there?

..... **two**

Questions

1 What are the children looking at?

a **dog**



2 What is dad holding?

a **book**

3 How many people are running?

..... **3/three**



4 Where are the boy and girl sitting?


on a **wall**

5 How many dogs are there?

..... **4/four**



Object cards



1- Look and describe the picture.



Sports

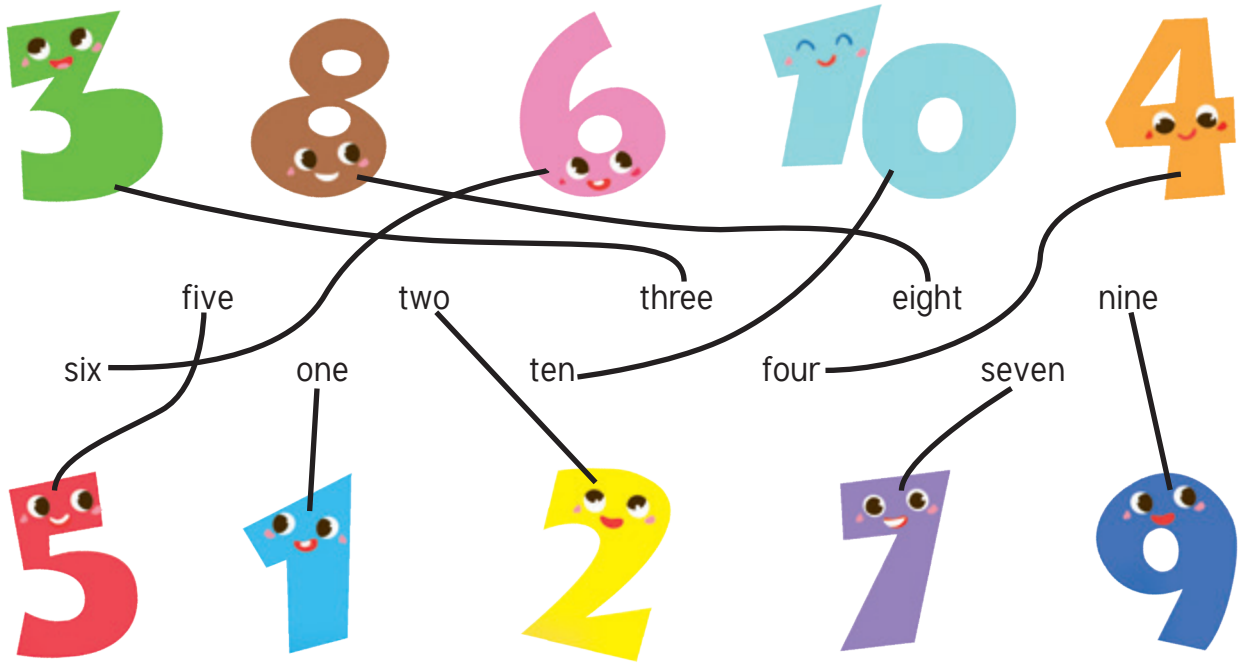


Clothes



Numbers from 1 to 10

2- Look and draw lines.



Numbers from 11 to 20

3- Look and complete the words with the missing letters. Then colour the numbers.

11

eleven

Colour the number black.

12

twelve

Colour the number white.

13

thirteen

Colour the number yellow.

14

fourteen

Colour the number green.

15

fifteen

Colour the number pink.

16

six teen

Colour the number purple.

17

seventeen

Colour the number orange.

18

eighteen

Colour the number red.

19

nineteen

Colour the number brown.

20

twenty

Colour the number blue.

Clothes

4- Look and complete. Then colour the clothes.

shirt - glasses - socks - skirt - jacket - handbag - T-shirt - hat - dress - trousers



1 pink glasses



2 a green jacket



3 a blue shirt




4 a yellow skirt



5 a black hat



6 red socks



7 a purple handbag



8 grey trousers



9 a brown T-shirt



10 an orange dress

Sports

5- Look and read. Then tick (✓) or cross (X) the boxes.



1 This is football.



2 This is volleyball.



3 This is tennis.



4 This is baseball.



5 This is fishing.



6 This is rollerskating.

Test 3

Listening (Traccia 3)	43
Reading & Writing	49
Speaking	56
FUN-tastic words	59



Part 1
- 5 questions -

Listen and draw lines. There is one example.



Part 2
- 5 questions -

Read the question. Listen and write a name or a number.
There are two examples.



Examples

What's the girl's name?

..... Anna

How old is she?

..... 9

Questions

- 1 Where does Anna live? **Milan**
- 2 What is Anna's sister's name? **May**
- 3 How old is Anna's sister? **15/fifteen**
- 4 What is Anna's favourite food? **cake**
- 5 How many dogs has Anna got? **3/three**

Part 3
- 5 questions -

Listen and tick (✓) the box. There is one example.


Which one is Ben?



A



B



C

1 What is Ann's favourite hobby?



A



B



C

2 Where is dad's hat?



A




B




C


3 What is mum eating?



A



B



C

4 What is Nick doing?



A



B



C

5 Which one is Bill's mum?



A



B



C

Part 4

- 5 questions -

Listen and colour. There is one example.



Part 1


- 5 questions -

Look and read. Put a tick (✓) or a cross (X) in the box.
There are two examples.

Examples



This is a mouse.




These are bananas.



Questions

1



These are carrots.




2



This is a bike.




3



This is a tiger.




4



These are cameras.



5



This is a chair.



Part 2

- 5 questions -

Look and read. Write yes or no.



Examples

There are five cats in the picture.

..... **yes**

There is a fountain.

..... **no**

Questions

1 The grey cat is playing with a ball.

..... **yes**

2 The orange cat is sleeping.

..... **no**

3 The boy is pointing at the cats.

..... **yes**

4 The girl is wearing a dress.

..... **yes**

5 There are eight people in the picture.

..... **no**


Part 3
- 5 questions -

Look at the pictures. Look at the letters. Write the words.

Example



bus



Questions

1



car



2



train



3



plane



4



bike



5



motorbike



Part 4
- 5 questions -

Read this. Choose a word from the box. Write the correct words next to numbers 1-5. There is one example.

The house



People live in houses. There are lots of rooms in a house. The **kitchen** is the room where you cook and eat food, like (1) **cake** or chicken. At night people go to their bedrooms and sleep in their (2) **beds**. In the bathroom you can take a bath and look in the mirror to brush your teeth. In the living room people sit on the (3) **sofa** and talk, watch television or read a (4) **book**. Sometimes there's also a (5) **garden** where there is grass and flowers. If you have a garden, you can play in it with your family or friends!

example



kitchen



sofa



dog



garden



cake



book



lamp



beds

Part 5
- 5 questions -

Look at the pictures and read the questions. Write one-word answers.



Examples

Where is the family?

in front of ashop.....

What colour is the boy's jacket?

.....blue.....

Questions

1 What is the boy looking at?


abike.....



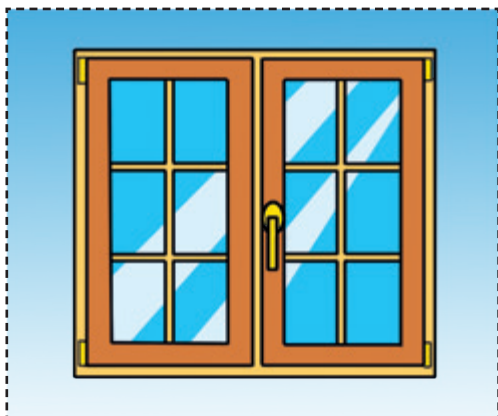


- 2 Where is the boy in his bedroom? in **bed**
- 3 How many boxes are there on the floor? **2/two**



- 4 What colour is his present? **red**
- 5 What drink is on the table? **milk**



Object cards



1- Look and describe the picture.



In the street



school



park



bookshop



toy shop

Means of transport



train



plane



car



lorry



helicopter



boat



bus



motorbike

Prepositions of place

2- Where is Edgar? Look and write the correct preposition under each picture.

Hi! I'm Edgar.
Where am I?

in front of - behind - in - next to - under - on - between



1 next to

2 in



3 in front of

4 on

5 behind



6 between

7 under

Test 4

Listening (Traccia 4)	63
Reading & Writing	69
Speaking	76
FUN-tastic words	79



Part 1
- 5 questions -

Listen and draw lines. There is one example.

Alex May Grace Kim

Eva Ann Matt

Part 2
- 5 questions -

Read the question. Listen and write a name or a number.
There are two examples.



Examples

What's the boy's name?

..... Tom

How many kids are in Tom's class?

..... 20

Questions

- 1 What is Tom's last name? **Smith**
- 2 What is his dog's name? **Barney**
- 3 How old is Tom's dog? **5/five**
- 4 What is Tom's favourite hobby? **drawing**
- 5 How many bikes has Tom got? **2/two**

Part 3
- 5 questions -

Listen and tick (✓) the box. There is one example.

Where is Grace's baseball cap?



A



B



C

1 What is Max doing now?



A



B



C

2 Which one is Tom's sister?



A



B



C

3 What is May's favourite snack?



A



B



C


4 Which picture are Alex and Lucy looking at?



A




B




C

5 What is Matt's book about?



A



B



C

Part 4
- 5 questions -

Listen and colour. There is one example.



Part 1

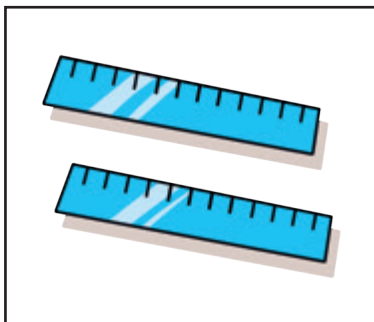
- 5 questions -

Look and read. Put a tick (✓) or a cross (X) in the box.
There are two examples.

Examples



This is a lamp.



These are desks.



Questions

1



This is a piano.



2



These are shells.




3



This is a pear.




4



This is a fish.



5



This is a phone.



Part 2
- 5 questions -

Look and read. Write **yes** or **no**.



Examples

The boy with a red hat is sitting on a chair.yes.....

There are two doors.no.....

Questions

1 The ball between the boxes is pink.no.....

2 It isn't night.yes.....

3 The girl with a purple dress is playing with toys.yes.....

4 There is a birthday cake on the table.yes.....

5 A cat is sleeping on the sofa.no.....

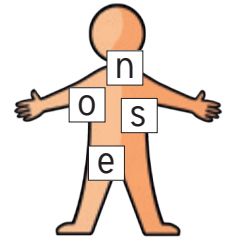
Part 3
- 5 questions -

Look at the pictures. Look at the letters. Write the words.

Example



n o s e

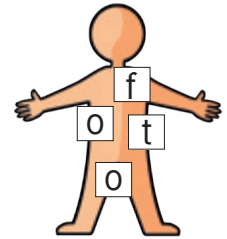


Questions

1



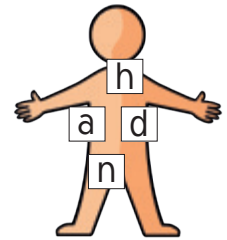
f o o t



2



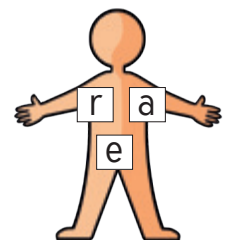
h a n d



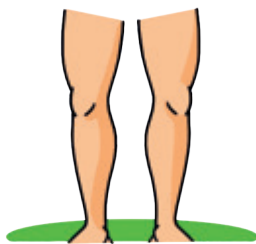
3



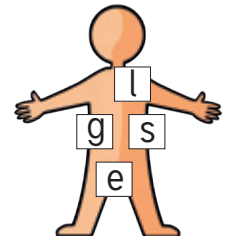
e a r



4



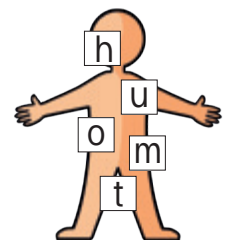
l e g s



5



m o u t h



Part 4

- 5 questions -

Read this. Choose a word from the box. Write the correct words next to numbers 1-5. There is one example.

The school



Children go to school to learn something new every day with their**teacher**.....

They arrive at school in the (1) ...**morning**... When the teacher is teaching something new she writes it on the board. Children learn how to write at school.

They use their (2)**pens**..... to write words, and numbers too.

Every child has got a (3) ..**schoolbag**.. and puts all the books inside it to take them home. Children also draw with their crayons and use lots of nice (4) ...**colours**....

Sometimes in the afternoon if it isn't raining, children can play sport, like (5) ..**basketball**.. or football and have fun together.

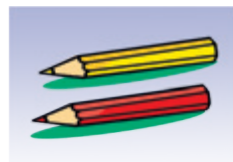
example




teacher



basketball



colours



board



morning



pens



park



schoolbag

Part 5
- 5 questions -

Look at the pictures and read the questions. Write one-word answers.



Examples

Where are the children?

in the *kitchen*

What colour is the girl's T-shirt?

..... *orange*

Questions

1 How many clocks are there?

..... *1/one*





- 2 What is the girl doing? making a **cake**
- 3 How many chairs are there in the room? **4/four**



- 4 What are the children holding? a **drawing**
- 5 What colour is mum's dress? **blue**



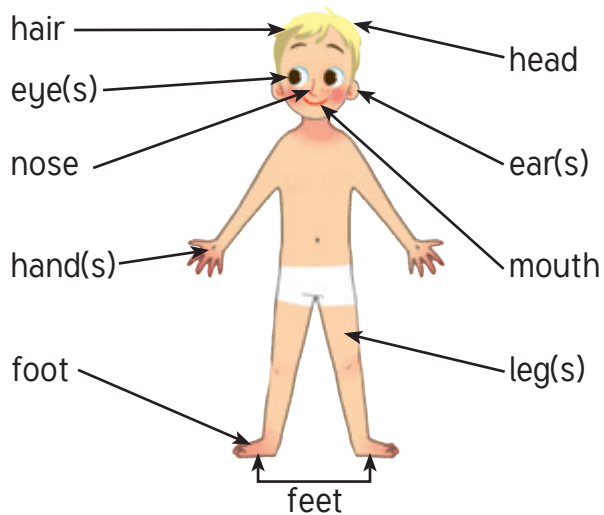
Object cards



1- Look and describe the picture.



The body and the face



Animals



The body and the face

2- Look at the picture, read the text and complete it with the words from the box.

nose - mouth - hands - ears - ~~head~~ - eyes - feet - legs

Hello!

My name is Sam the alien.

I live on Mars.

I've got a big (1)..... **head**.....

five (2)..... **eyes**.....

one (3)..... **nose**..... and

one (4)..... **mouth**.....

I've also got two (5)..... **ears**.....

and four (6)..... **hands**.....

I've got three (7)..... **legs**.....

and six (8)..... **feet**..... too!



3- Look at the picture and read the sentences. Then colour the monster's face.

1- Colour the hair yellow.

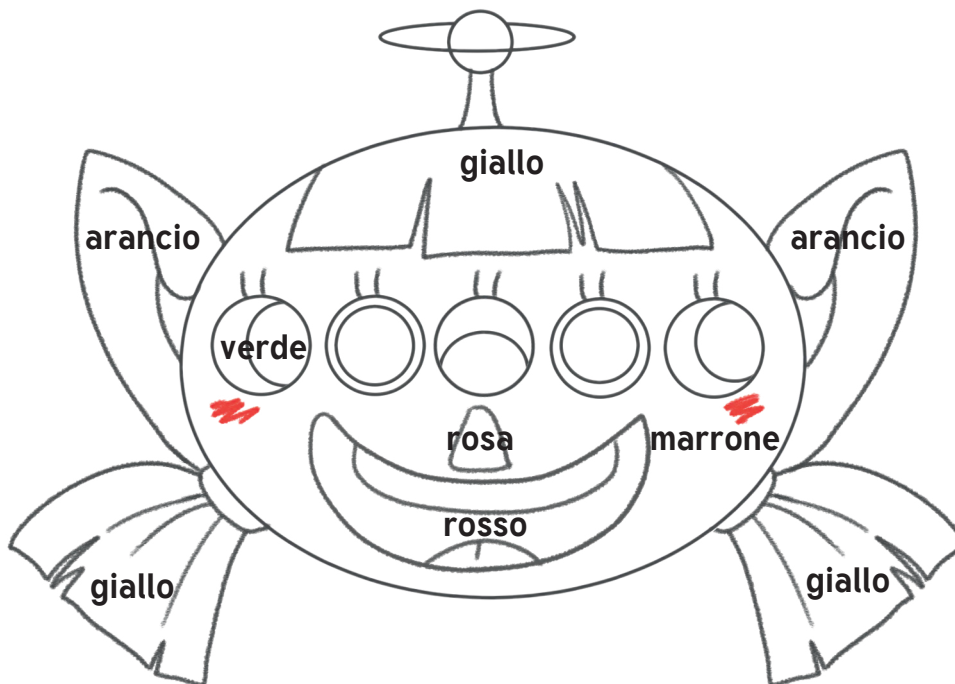
3- Colour the mouth red.

5- Colour the ears orange.

2- Colour the eyes green.

4- Colour the nose pink.

6- Colour the face brown.



Farm animals

4- Look at the picture and write the names of the animals. Which ones do you know?



bird, cat, cow, dog, donkey, duck(s), ducklings, fish, frog, horse,
 mouse/mice, sheep

Wild animals

5- Look at the pictures and complete the words with the missing letters.



tiger



hippo



giraffe



elephant



crocodile



bear



monkey



zebra

Test 5

Listening (Traccia 5)	83
Reading & Writing	89
Speaking	96
FUN-tastic words	99



Part 1
- 5 questions -

Listen and draw lines. There is one example.

May Ben Ann Sue

Jill Tom Nick

The illustration shows several children engaged in different activities. Lines connect the names to the corresponding children: May is connected to the boy with headphones; Ben is connected to the girl with the guitar; Ann is connected to the girl kicking a ball; Sue is connected to the girl with the tennis racket; Jill is connected to the boy with the knife; Tom is connected to the girl with the juice box; and Nick is connected to the boy with glasses on the phone.

Part 2

- 5 questions -

Read the question. Listen and write a name or a number.
There are two examples.



Examples

What's the boy's name?

..... Dan

How old is he?

..... 9

Questions

- 1 Where does Dan live? **London**
- 2 How many sisters has Dan got? **3/three**
- 3 What's Dan's favourite sport? **football**
- 4 How many friends has Dan got? **4/four**
- 5 How many pictures are there in the book? **15/fifteen**


Part 3
- 5 questions -

Listen and tick (✓) the box. There is one example.

Which one is mum's dress?



A



B




C

1 What is Sue's favourite animal?



A



B



C

2 Where is Sam's ball?



A



B



C

3 Which is Mary's dog?



A



B



C


4 What is mum wearing?



A



B



C

5 Where are Bill's shoes?



A



B



C

Part 4
- 5 questions -

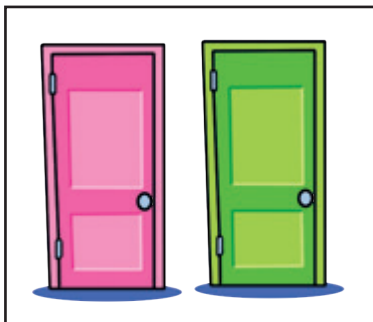
Listen and colour. There is one example.



Part 1
- 5 questions -

Look and read. Put a tick (✓) or a cross (X) in the box.
There are two examples.

Examples



These are doors.




This is a kite.



Questions

1



This is a wardrobe.




2



This is water.




3



These are tables.



4



This is a ball.



5



This is a boy.



Part 2
- 5 questions -

Look and read. Write **yes** or **no**.



Examples

The kids are playing football.

.....**yes**.....

There are ten children.

.....**no**.....

Questions

1 The girl with long hair is eating an apple.

.....**no**.....

2 There are four boys playing.

.....**yes**.....

3 The boy kicking the ball has got a green T-shirt.

.....**yes**.....

4 There are two birds.

.....**no**.....


5 The girl with the blue T-shirt is running.

.....**yes**.....

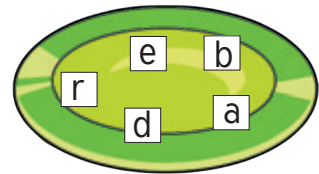
Part 3
- 5 questions -

Look at the pictures. Look at the letters. Write the words.

Example



b r e a d

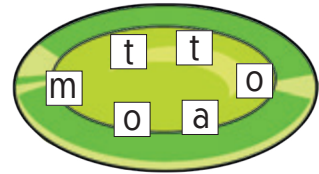


Questions

1



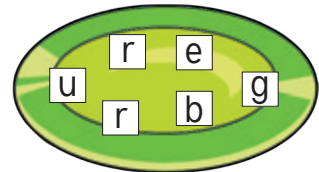
t o m a t o



2



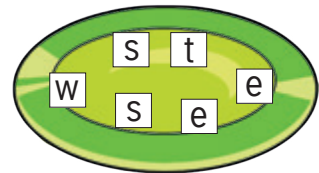
b u r g e r



3



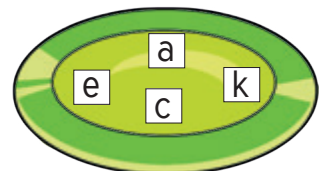
s w e e t s




4



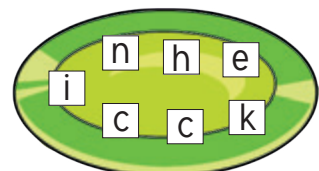
c a k e



5



c h i c k e n



Part 4
- 5 questions -

Read this. Choose a word from the box. Write the correct words next to numbers 1-5. There is one example.

Animals



There are lots of animals in the world. Some animals are really big, like elephants, and some are really small, like (1) mice.

You can have animals at (2) home, like a cat or a dog, but some animals are too dangerous, for example you can't have a (3) tiger at home!

When people want to see dangerous or big animals in the city they go to the (4) zoo. When you go there you can also see animals who live in the water like (5) hippos and crocodiles.

example



elephants



hippos



tiger



mice



bike



sweets



home



zoo

Part 5
- 5 questions -

Look at the pictures and read the questions. Write one-word answers.



Examples

Where is the family?

at the *beach*

What is the boy holding?

a *ball*

Questions

1 Where is the woman?

in the *sea/water*



2 What are the woman and the children eating? **ice cream**

3 What colour is the ball? **blue**



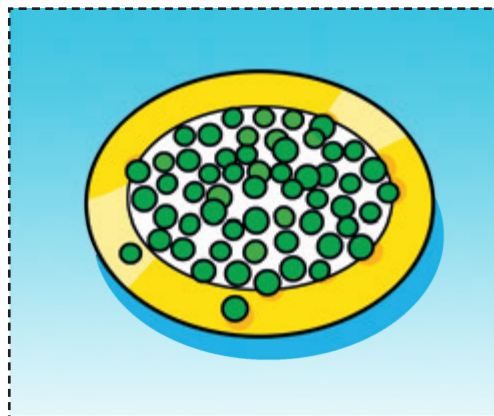


4 How many people are there at the beach? **4/four**

5 What is the boy wearing? a green **T-shirt**



Object cards



1- Look and describe the picture.



Food



cheese



hamburgers



sandwiches



chips



ice cream



cake



biscuits



watermelon

At home



sofa



lamp



sink



table



fridge



cooker




chair




armchair

Food

2- What do you like? Read and tick (✓) or cross (X) the boxes.



cheese




hamburgers



chips



carrots



biscuits


Risposte personali




ice cream



cake




sandwiches



watermelon

3- Look and follow the path. Then complete the boxes.



William likes ... **chips** ...
but he doesn't like
..... **hamburgers** or
..... **sandwiches**

Wendy likes .. **cheese** ..
and **carrots**
but she doesn't like
..... **watermelon**

Wilfred likes ... **cake** ...
and **ice cream**
but he doesn't like
..... **biscuits**

At home

4- Look and label the pictures.

bathroom - kitchen - bedroom - living room



5- Look at the picture again and number the words.

- | | | | |
|-----------------|-------------------|-----------------|-------------------|
| 7 sofa | 2 wardrobe | 10 chair | 8 armchair |
| 9 fridge | 5 lamp | 1 bed | 4 bath |
| 11 table | 6 TV | 3 shower | 12 cooker |

Glossary

A

a un/uno/una
about circa, riguardo a
add aggiungere
afternoon pomeriggio
again di nuovo
an un/uno/una
and e
angry arrabbiato
animal animale
answer risposta/rispondere
apartment (UK flat) appartamento
apple mela
arm braccio
armchair poltrona
ask chiedere
at presso

B

baby bambino/a
bag borsa
ball palla
balloon palloncino
baseball cap cappello da baseball
bat (as sports equipment) mazza sportiva
bath vasca da bagno
bathroom sala da bagno
be essere
beach spiaggia
bean fagiolo
bear orso
beautiful bello
bed letto
bedroom camera da letto
bee ape
behind dietro
between tra
big grande
bike bicicletta
bird uccello
birthday compleanno
black nero
blue blu
board lavagna
board game gioco da tavolo
boat barca
body corpo
book libro
bookcase libreria (scaffale)
bookshop libreria (negoziato)
boots stivali
bounce rimbalzare
box scatola
boy ragazzo

bread pane
breakfast colazione
brother fratello
brown marrone
but ma
bye ciao, arrivederci

C

cake dolce
camera macchina fotografica
can potere
candy (UK sweets) dolciumi
car auto
carrot carota
cat gatto
catch (e.g. a ball) prendere (ad esempio una palla)
chair sedia
chicken pollo
child/children bambino/a/i/e
chips (US fries) patatine fritte
chocolate cioccolata
choose scegliere
clap applaudire
class classe
classmate compagno di classe
classroom aula scolastica
clean pulito/pulire
clock orologio
close chiudere
closed chiuso
clothes abiti
coconut noce di cocco
colour colore/colorare
come venire
complete completare
cool freddo/Fantastico!
correct corretto
count contare
cousin cugino/a
cow mucca
crayon colore a cera
crocodile coccodrillo
cross croce
cupboard credenza (mobile)

D

dad papà
day giorno
desk banco
dining room sala da pranzo
dinner cena
dirty sporco
do fare
dog cane

doll bambola
donkey asino
don't worry! non ti preoccupare!
door porta
double doppio
draw disegnare
drawing disegno
dress abito da donna
drink bevanda/bere
drive guidare
duck anatra

E

ear orecchio
eat mangiare
egg uovo
elephant elefante
end fine
English inglese
enjoy divertirsi
eraser (UK rubber) gomma
evening sera
example esempio
eye occhio

F

face viso
family famiglia
fantastic fantastico
father padre
favourite preferito
find trovare
fish pesce/i
fishing pesca
flat (US apartment) appartamento
floor piano/pavimento
flower fiore
fly volare
food cibo
foot/feet piede/piedi
football (US soccer) calcio
for per
friend amico
fries (UK chips) patatine fritte
frog rana
from da
fruit frutta
fun divertente/divertimento
funny buffo, strano, bizzarro

G

game gioco
garden giardino
get ottenere
giraffe giraffa

girl ragazza
give dare
glasses occhiali
go andare
go to bed andare a letto
go to sleep andare a dormire
goat capra
good buono/a
goodbye arrivederci
grandfather nonno
grandma nonna
grandmother nonna
grandpa nonno
grape uva
great grande
green verde
grey (US gray) grigio
guitar chitarra

H

hair capelli
hall ingresso
hand mano
handbag borsetta
happy felice
hat cappello a falde
have avere
have got possedere
he egli
head testa
helicopter elicottero
hello ciao
her suo (di lei)
here qui
hers il suo (di lei)
hi ciao
him lo/gli
hippo ippopotamo
his suo/il suo (di lui)
hit colpire
hold tenere
home casa/a casa
hooray! urrà!
horse cavallo
house casa (edificio)
how come
how many quanti?
how old quanto vecchio?

I

I io
ice cream gelato
in in/dentro
in front of davanti a
it esso (animale/cosa)

its di animale/cosa

J

jacket giacca
jellyfish medusa
juice succo
jump saltare

K

keyboard (computer) tastiera
kick colpire con il piede
kid bambino/a
kitchen cucina
kite aquilone
know conoscere

L

lamp lampada
learn apprendere
leg gamba
lemon limone
lemonade limonata
lesson lezione
letter lettera
like come/piacere
lime lime (frutto)
line linea
listen ascoltare
live vivere
living room soggiorno
lizard lucertola
long aggettivo
look guardare
look at vedere
lorry (US truck) camion
a lot (of) molto
lots of molti/una gran quantità di
love amare
lunch pranzo

M

make fare
man/men uomo/uomini
many molti
mat zerbino
me me (io)
me too anch'io
meat carne
meatballs polpette di carne
milk latte
mine il mio
mirror specchio
Miss Signorina
monkey scimmia
monster mostro

morning mattino
mother madre
motorbike motocicletta
mouse/mice topo/topi
mouth bocca
Mr Signore
Mrs Signora
mum mamma
music musica
my mio/mia/miei/mie

N

name nome
new nuovo
next to a fianco a
nice carino/piacevole
night notte
nose naso
not non
now ora
number numero

O

of di
old vecchio
on su/sopra
one un/uno
onion cipolla
open aperto
or o/oppure
orange arancione/arancia
our nostro/a/i/e
ours il nostro/la nostra/i nostri/
le nostre

P

page pagina
paint vernice/dipingere
painting dipinto
paper cartaceo/carta
pardon Chiedo scusa. Come?
park parco
part parte
peas piselli
pear pera
pen penna
pencil matita
person/people persona/e
pet animale domestico
phone telefono/telefonare
photo foto
piano pianoforte
pick up prendere, raccogliere
picture immagine
pie torta

pineapple ananas
pink rosa
plane (airplane) aereo
play giocare/suonare
playground area giochi
please per favore/si, grazie
point indicare
polar bear orso polare
potato patata
purple viola
put mettere

Q

question domanda

R

read leggere
really veramente
red rosso
rice riso
ride andare (in bici/moto/a cavallo)
right va bene, ok
right (as in correct) corretto
room stanza
rubber (US eraser) gomma
rug tappetino
ruler righello
run correre

S

sad triste
sand sabbia
sausage salsiccia
say dire
scary spaventoso
school scuola
sea mare
see vedere
see you! a presto!
sentence frase
she lei
sheep pecora/e
shell conchiglia
ship nave
shirt camicia
shoe scarpa
shop (US store) negozio
short corto
shorts pantaloncini corti
show mostrare
silly stupido
sing cantare
sister sorella
sit sedersi
skateboarding andare con lo skateboard

skirt gonna
sleep dormire
small piccolo
smile sorriso/sorridere
snake serpente
so così
soccer (UK football) calcio (sport)
sock calzino
sofa divano
some alcuni
song canzone
sorry mi dispiace/scusa
spell fare lo spelling
spider ragno
stand alzarsi
start iniziare
stop fermare
store (UK shop) negozio
story storia
street strada, via
sun sole
sweets (US candy) dolciumi
swim nuotare

T

table tavolo
table tennis ping pong
tail coda
take a photo/picture fare una foto
talk parlare
teacher insegnante
teddy (bear) orsetto
television/TV televisione
tell dire
tennis racket racchetta da tennis
thank you grazie
that quello/a
the il/lo/la/i/gli/le
their il/la/i/le loro (agg.)
theirs il/la/i/le loro (pron.)
them loro
then quindi, così, poi
there lì
these questi/e
they essi/e
thing cosa
this questo/a
those quelli/e
throw versare/gettare
tick segno/segnare
tiger tigre
to a, verso
today di oggi/oggi
tomato pomodoro
too anche
toy giocattolo

train treno
tree albero
trousers pantaloni
truck (UK lorry) camion
try tentativo/provare

U

ugly brutto
under sotto
understand comprendere
us noi/ci

V

very molto

W

walk camminare
wall muro
want volere
watch orologio/guardare
water acqua
watermelon anguria
wave salutare con la mano
we noi
wear indossare
well beh
well done ottimo!
what che cosa
where dove
which quale
white bianco
who chi
whose di chi
window finestra
with con
woman/women donna/e
word parola
would like vorrei
write scrivere

Y

year anno
yellow giallo
yes sì
you tu/voi
young giovane
your tuo/vostro
yours il tuo/il vostro

Z

zebra zebra
zoo zoo